


# V00156

Die; 2222; 940; M; 3B; G10X36; 3W-3J; 0.9X1.0



## Features:

- Chip Technology: GaAs VCSEL
- Laser Wavelength: 940
- Optical Power Class: 10.8W
- Radiation Profile: Multi-Mode
- ESD: 2 kV acc. to ANSI/ESDA/JEDEC JS-001 (HBM, Class 2)

## Ordering Information

Description	Operating Mode:	Ordering Code
	$T_a = 25^{\circ}\text{C}$ ; $I_F = 4\text{ A}$ ; $t_p = 100\ \mu\text{s}$ ; DC = 1%	
Die; 2222; 940; M; 3B; G10X36; 3W-3J; 0.9X1.0	10.8W	V00156



COMPLIES WITH IEC 60825-1, 3<sup>rd</sup> EDITION MAY 2014.  
COMPLIES WITH 21 CFR 1040.10 AND 1040-10.11 EXCEPT FOR DEVIATIONS PURSUANT TO LASER  
NOTICE NO.50 DATED 27 MAY 2001.

## Maximum Ratings

$T_a = 25^\circ\text{C}$

Parameter	Symbol		Values
Operation/Solder temperature	$T_s$	min.	$-20^\circ\text{C}$
$t_p = 100 \mu\text{s}$ ; DC = 1%		max.	$110^\circ\text{C}$
Storage temperature	$T_{\text{stg}}$	min.	$-20^\circ\text{C}$
		max.	$110^\circ\text{C}$
Forward current	$I_f$	max.	TBD
Pulsed operation; $T_p = 100 \mu\text{s}$ ; DC = 1%; $T_s = 25^\circ\text{C}$			
Forward current	$I_f$	max.	TBD
Direct current operation; DC = 100%; $T_s = 25^\circ\text{C}$			
Reverse Voltage	Not designed for reverse operation		
ESD withstand voltage	$V_{\text{ESD}}$	max.	2 kV
acc. to ANSI/ESDA/JEDEC JS-001 (HBM, Class 2)			

Note: Stresses beyond those listed under Absolute Maximum Ratings may cause permanent damage to the device.

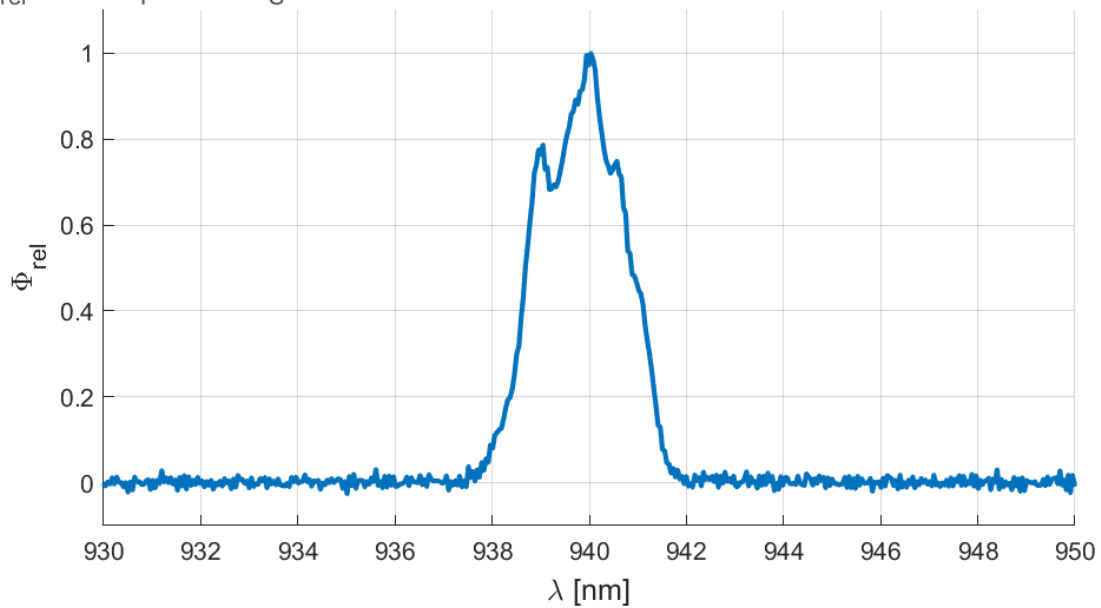
## Characteristics

$T_a = 25^\circ\text{C}$ ,  $I_F = 4\text{ A}$ ;  $t_p = 100\ \mu\text{s}$ ; DC = 1%

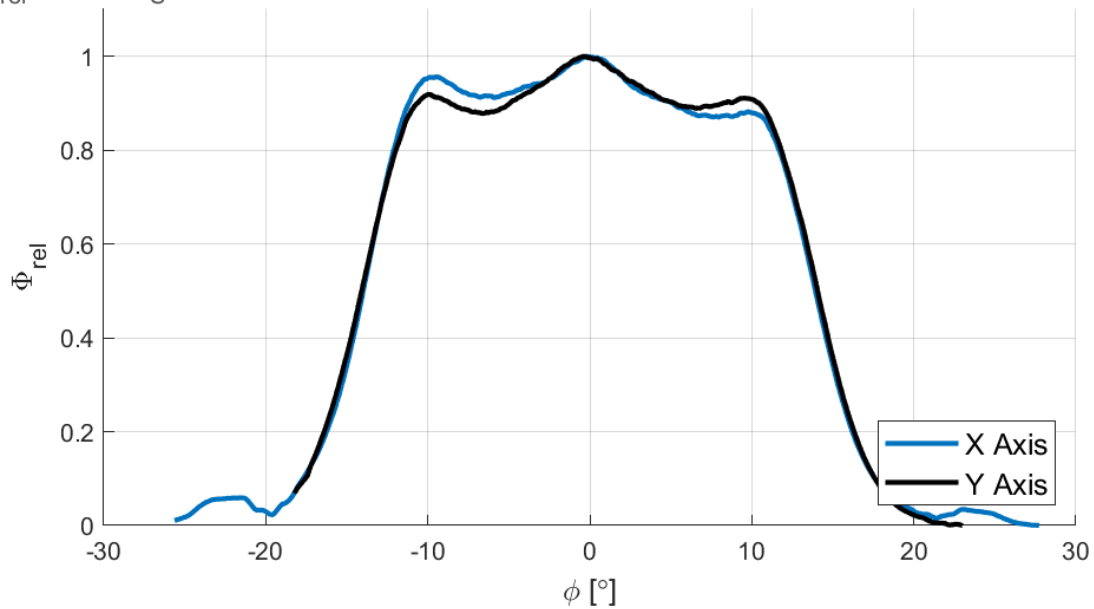
Parameter	Symbol		Values
Forward voltage	$V_F$	typ.	5.4 V
Output power	$\Phi$	typ.	10.8 W
Threshold current	$I_{th}$	typ.	0.5 A
Slope efficiency	SE	typ.	3.0 W / A
Power conversion efficiency	$\eta$	typ.	50%
Peak wavelength	$\lambda_{peak}$	min.	930 nm
		typ.	940 nm
		max.	950 nm
Spectral bandwidth at FWHM (50% of $\Phi_{max}$ )	$\lambda_{FWHM}$	typ.	TBD nm
Temperature coefficient of wavelength	$TC_\lambda$	typ.	TBD nm / K
Field of view at FWHM (50% of $\Phi_{max}$ )	$\phi_x$	typ.	28°
	$\phi_y$	typ.	28°

**Relative Spectral Emission <sup>1)</sup>**

$$\Phi_{\text{rel}} = f(\lambda); I_F = 4 \text{ A}; T_S = 25 \text{ °C}$$

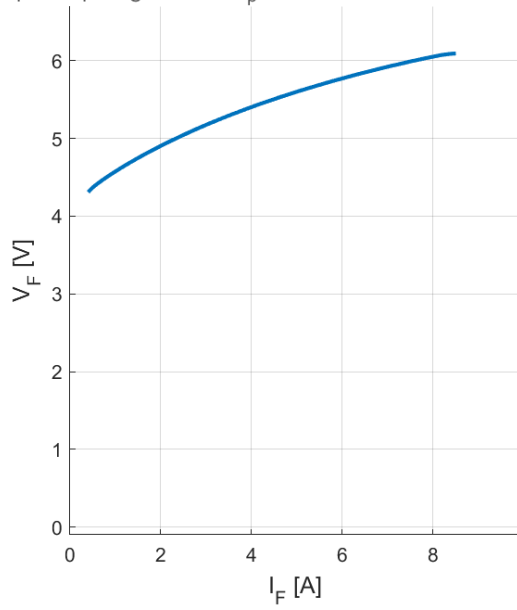
**Radiation Characteristics <sup>1)</sup>**

$$\Phi_{\text{rel}} = f(\phi); T_S = 20 \text{ °C}$$



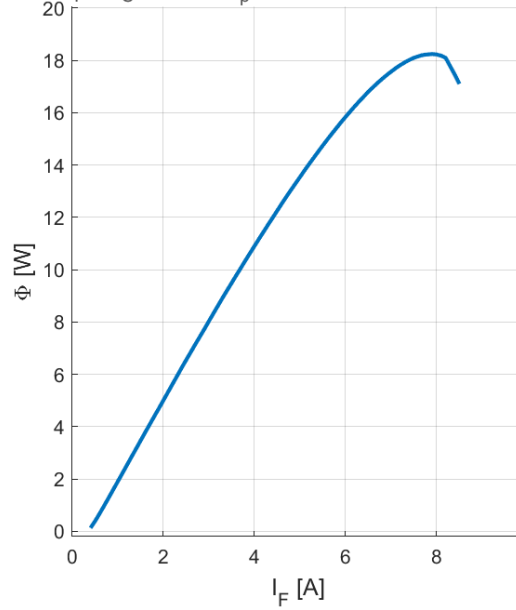
**Forward Voltage <sup>1) 2)</sup>**

$V_F = f(I_F); T_S = 20\text{ °C}; t_p = 100\ \mu\text{s}; \text{DC} = 1\%$



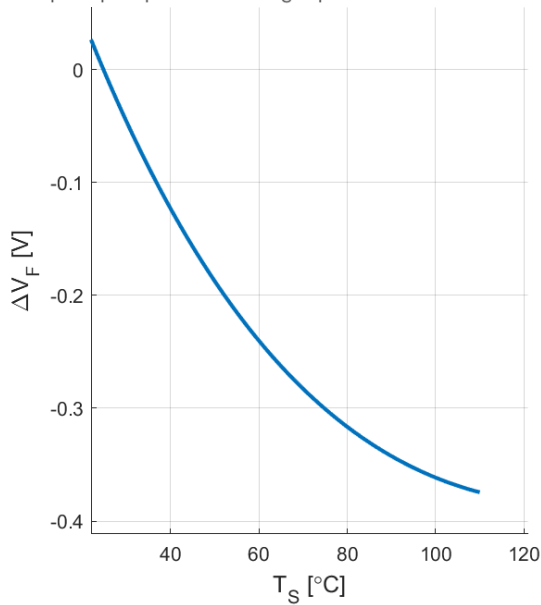
**Optical Output Power <sup>1) 2)</sup>**

$\Phi = f(I_F); T_S = 20\text{ °C}; t_p = 100\ \mu\text{s}; \text{DC} = 1\%$



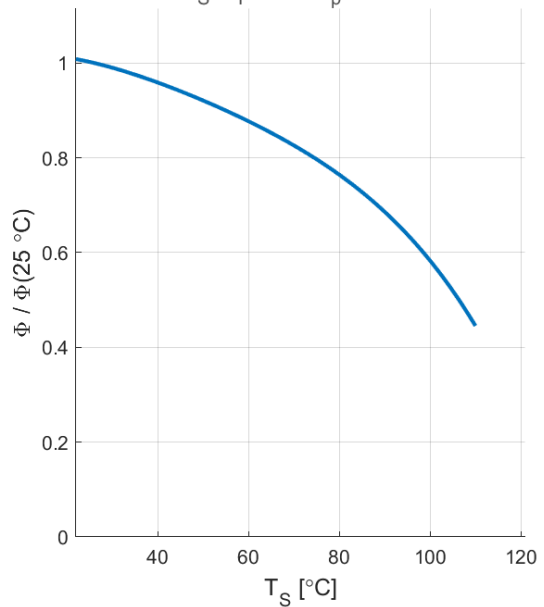
**Relative Forward Voltage <sup>1)</sup>**

$\Delta V_F = V_F - V_F(20\text{ °C}) = f(T_S); I_F = 4\text{ A}$




**Relative Radiant Power <sup>1)</sup>**


$\Phi / \Phi(25\text{ °C}) = f(T_S); I_F = 4\text{ A}; t_p = 100\ \mu\text{s}; \text{DC} = 1\%$



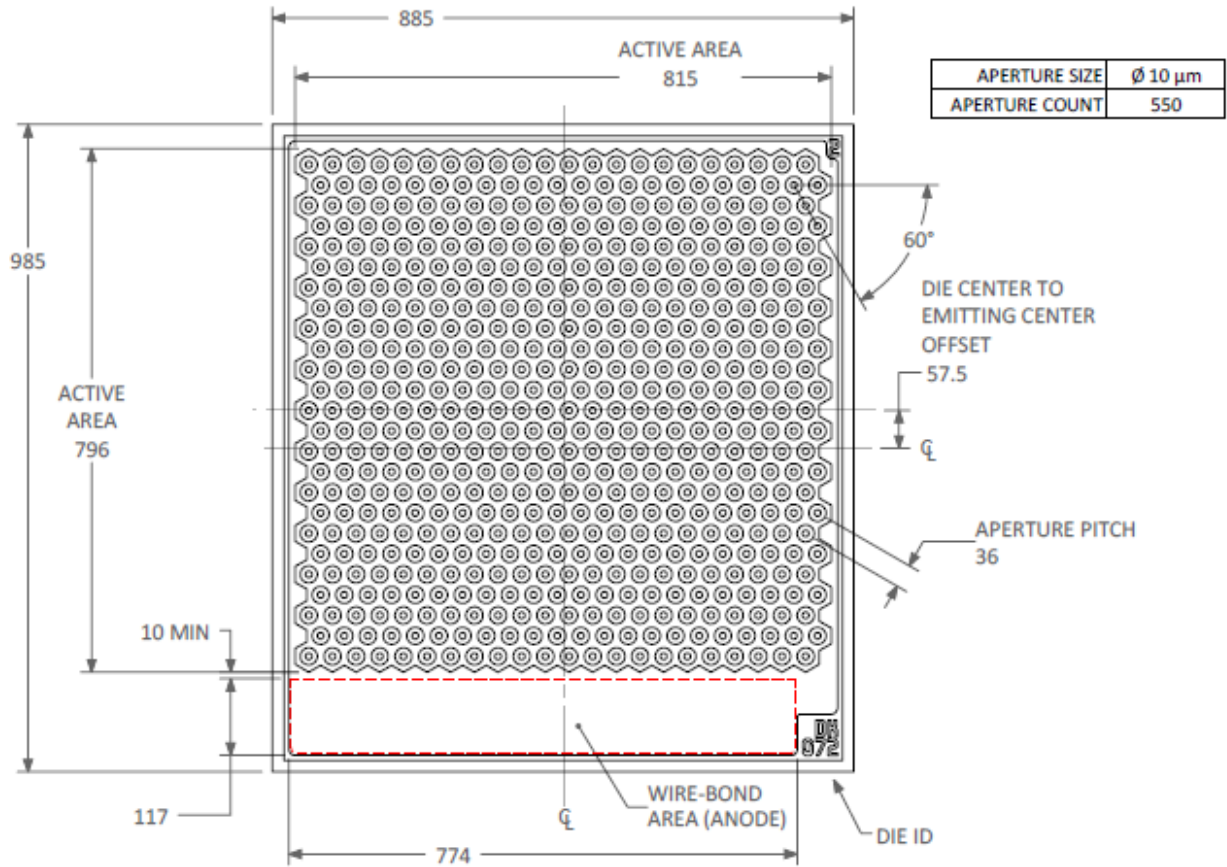
**Max Permissible Pulse Current**



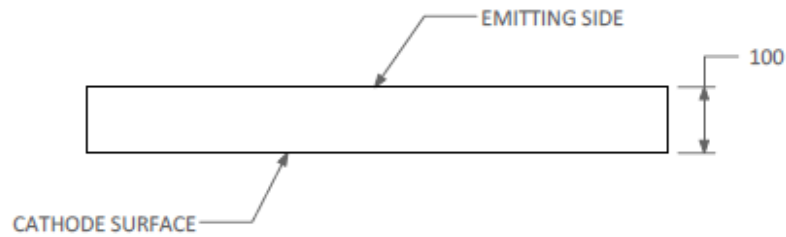
**Max Permissible Current**



Dimension Drawings <sup>3)</sup>



DASHED LINES (WIRE-BOND AREA) ARE NOT VISIBLE ON ACTUAL DIE



## Product Label

VIXAR Vertical Cavity Surface Emitting Laser (VCSEL) Product

Model: \_\_\_\_\_

Manufacturer: VIXAR  
2355 Polaris AVE N. SUITE 100  
Plymouth, MN 55447 USA

Manufactured: Bare Die by VIXAR,  
Fabricated or Packaged by: \_\_\_\_\_  
City: \_\_\_\_\_, Country: \_\_\_\_\_

Wafer #: \_\_\_\_\_  
Date Code: \_\_\_\_\_  
Manufacturer Lot No.: \_\_\_\_\_  
Quantity: \_\_\_\_\_

Complies with FDA/CDRH 21 CFR 1040.10 and 1040.11 except for deviations pursuant to Laser Notice No. 50, dated June 24, 2007.

CDRH Accession No.: 1210159-000                      Product Code: RDW



## Notes

Depending on the mode of operation, these devices emit highly concentrated visible and non-visible light which can be hazardous to the human eye. Products which incorporate these devices must follow the safety precautions given in IEC 60825-1.

Subcomponents of this device contain, in addition to other substances, metal filled materials including silver. Metal filled materials can be affected by environments that contain traces of aggressive substances. Therefore, we recommend that customers minimize device exposure to aggressive substances during storage, production, and use. Devices that showed visible discoloration when tested using the described tests above did show no performance deviations within failure limits during the stated test duration. Respective failure limits are described in the IEC60810.

For further application related information please visit [www.vixarinc.com/applications/application-notes](http://www.vixarinc.com/applications/application-notes)

## Glossary

- 1) **Typical Values:** Due to the special conditions of the manufacturing processes of semiconductor devices, the typical data or calculated correlations of technical parameters can only reflect statistical figures. These do not necessarily correspond to the actual parameters of each single product, which could differ from the typical data and calculated correlations or the typical characteristic line. If requested, e.g. because of technical improvements, these typ. data will be changed without any further notice.
- 2) **Testing temperature:**  $T_a = 25^\circ\text{C}$
- 3) **Tolerance of Measure:** Unless otherwise noted in drawing, tolerances are specified with  $\pm 0.1$  and dimensions are specified in mm.

## Revision History

Version	Date	Change
0.0	September 15 - 2020	Initiation of preliminary datasheet



COMPLIES WITH IEC 60825-1, 3<sup>rd</sup> EDITION MAY 2014.  
COMPLIES WITH 21 CFR 1040.10 AND 1040-10.11 EXCEPT FOR DEVIATIONS PURSUANT TO LASER  
NOTICE NO.50 DATED 27 MAY 2001.