

940nm Gaussian Beam VCSEL

Part number code: 940Q-0000-X001

PRODUCT DESCRIPTION

A Quasi (Gaussian beam shape; but multi spectral mode) 940nm single mode VCSEL.

Applications:

- Time of Flight (ToF) sensing
- High spatial resolution sensing (requiring narrow beam divergence)

Features:

- Low divergence angle
- Circular beam profile
- Narrow spectral width
- Stable SM beam divergence emission over both temperature and current

Package options include:

- TO-46 hermetic can (Minimum quantity order of 100 pcs)
- TO-46 non-hermetic can
- PLCC-2 with encapsulant
- Other packages upon request.

Package Details: See separate packages datasheet at <http://www.vixarinc.com/pdf/PackagesDS.pdf> .



COMPLIES WITH IEC 60825-1, 2nd Edition 2007.
COMPLIES WITH 21 CFR 1040.10 AND 1040-10.11 EXCEPT FOR DEVIATIONS PURSUANT TO LASER
NOTICE NO.50 DATED 27 MAY 2001.

Absolute Maximum Ratings

Parameter	Rating	Notes
Storage temperature	-40 to 125 °C	For PLCC packages: -40 to 100°C
Operating temperature (VCSEL)	-20 to 120 °C	
Lead solder temperature	260°C, 10 seconds	
CW current (VCSEL)	10 mA	(Note 1)
Laser reverse voltage	5 V	(Note 2)

Note 1: The maximum CW laser current in the Absolute Maximum Ratings is valid for the operating temperature noted at the table above. The maximum CW laser current decreases with increasing temperature. Contact Vixar for maximum CW laser current values at other temperatures.

Note 2: For details refer to the Vixar Application Note "VCSEL EOS/ESD Considerations and Lifetime Optimization".

Stresses beyond those listed under Absolute Maximum Ratings may cause permanent damage to the device. These are stress ratings only. Functional operation of the device at these or any other conditions beyond those indicated for extended periods of time may affect device reliability.

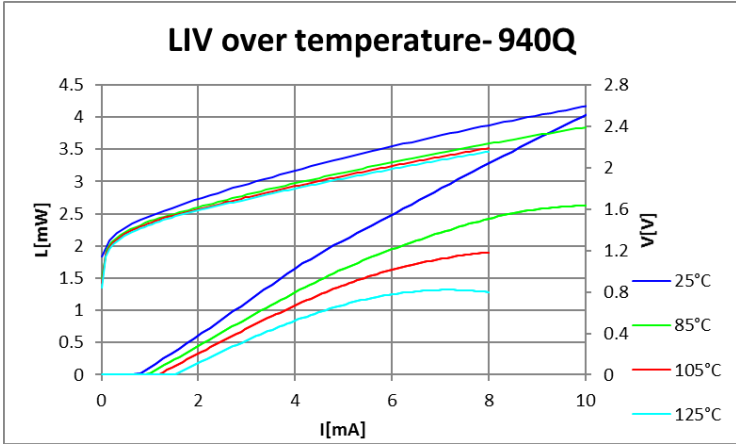
Electro-Optical Characteristics

VCSEL Operating Temp (Tv) =30°C & Operating Current=8mA unless otherwise stated)

Parameter	Symbol	Units	Minimum	Typical	Maximum	Notes
Threshold current	I _{th}	mA	0.6	0.85	1.2	
Operating voltage	V _f	Volts	--	2.4	3.0	
Series resistance (VCSEL)	R _s	Ohms	--	125	--	
Slope efficiency	SE	mW/mA	--	0.4	--	
Optical output power	L _{op}	mW	2.5	3.0	--	T=30°C
Optical output power	L _{op}	mW	--	2.5	--	T=80°C
Reverse breakdown voltage		V	10	--	--	I _r ≤ 1nA
Operating wavelength	λ _{op}	nm	930	940	950	
Spectral width (RMS)	Δλ	nm	--	--	1	
Beam divergence 1/e ²		deg	22	24	28	
Beam divergence FWHM	FWHM	deg	16	18	22	
Wavelength current coefficient		nm/mA	0.15	0.30	0.5	
Wavelength temp. coefficient		nm/°C	--	0.065	--	

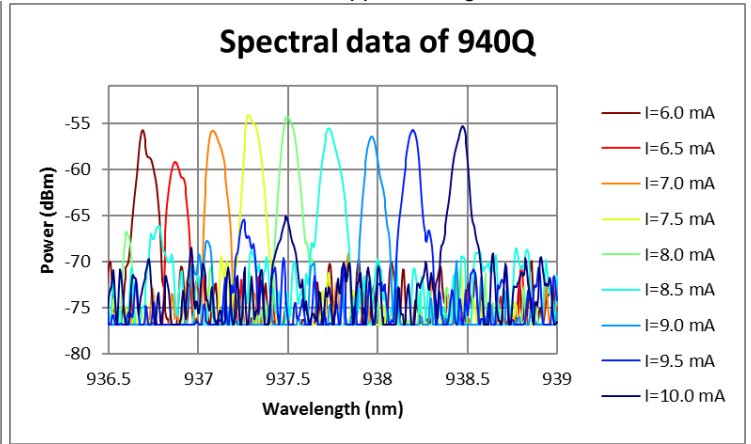
TYPICAL PERFORMANCE CURVES:

Output Power vs. Current over Temperature



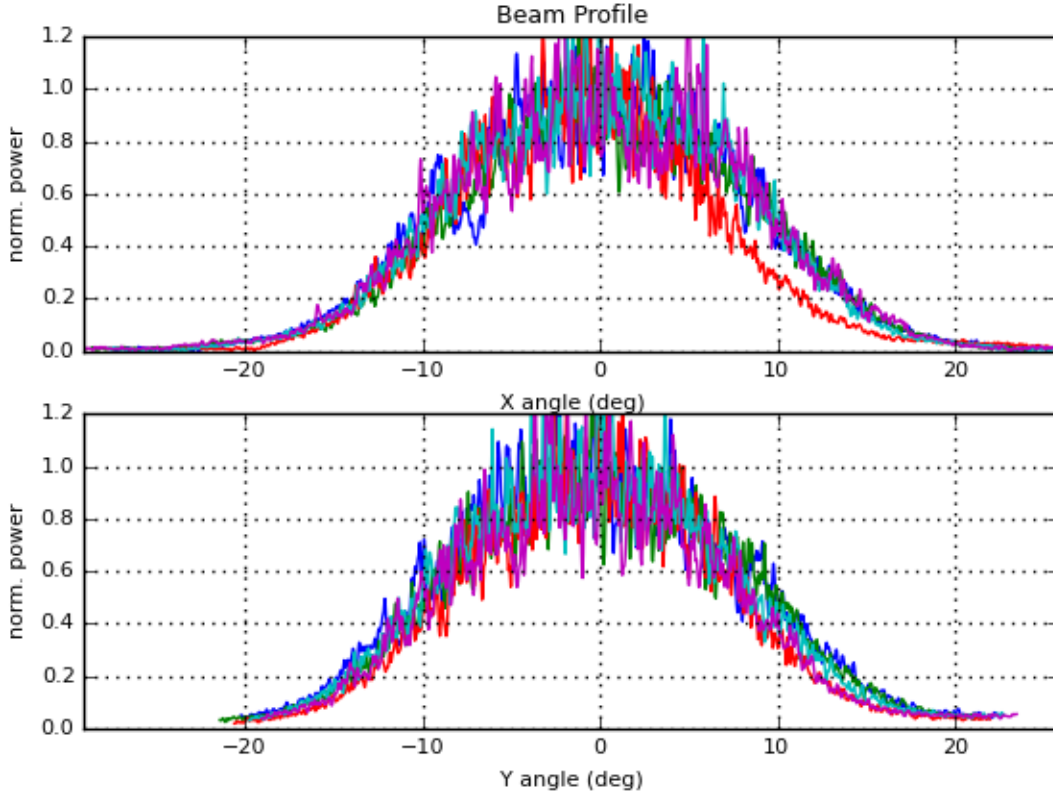
Single Mode Wavelength Spectrum vs. Current

Note that side modes appear at higher currents.



Far Field Beam Divergence at Room Temperature

(Independent of Temperature & Current)



ORDERING INFORMATION

Description	ESD Diode ⁽¹⁾	Package	Hermetically Sealed ⁽²⁾	Part Number
940 nm Gaussian VCSEL bare die		Die only		940Q-0000-A001
940 nm Gaussian VCSEL on a TO can package		TO-46		940Q-0000-B001
940 nm Gaussian VCSEL on a TO can package with ESD diode	✓	TO-46		940Q-0000-B091
940 nm Gaussian VCSEL on a hermetic sealed TO can package		TO-46	✓ ⁽²⁾	940Q-0000-G001
940 nm Gaussian VCSEL on a hermetic sealed TO can package with ESD diode	✓	TO-46	✓ ⁽²⁾	940Q-0000-G091
940 nm Gaussian VCSEL on a PLCC-2 package		PLCC-2		940Q-0000-D001
940 nm Gaussian VCSEL on a PLCC-2 package with ESD diode	✓	PLCC-2		940Q-0000-D091

⁽¹⁾ Do not include an ESD diode if the part will be modulation frequency ≥ 35 MHz.

⁽²⁾ Hermetically sealed (recommended for very high reliability or harsh environments). Minimum quantity order is 100 pieces

Special notes:

For some applications, a burn-in period for VCSEL die is recommended to stabilize the output power. Please contact Vixar for a recommendation.



2950 Xenium Lane, Suite 104
 Plymouth, MN 55441
 763-746-8045
 763-746-8048(fax)
 email: info@vixarinc.com
 website: www.vixarinc.com
 Copyright ©VIXAR